



the COOPERATOR

JANUARY 2024 | For the members of Kay Electric Cooperative
A supplement to Oklahoma Living



Co-op Principle #2 Democratic Member Control

District meetings are one of the prime ways KEC's consumer-owners are able to actively participate in setting policies and making decisions for the cooperative—*your* cooperative!

District Meetings

District 4

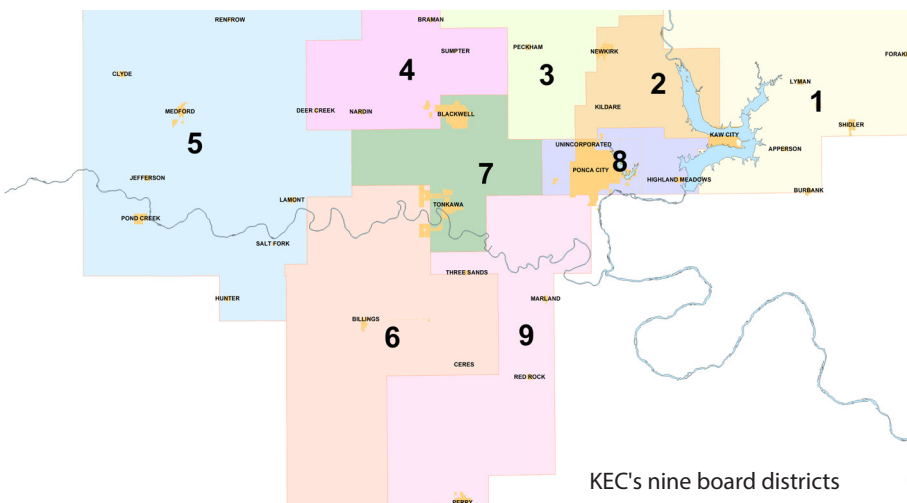
Monday, February 12 at 6:30 p.m.
Kay Electric's Kay Room
300 W. Doolin
Blackwell, OK

District 5

Tuesday, February 13 at 6:30 p.m.
St. Mary's Catholic Church
223 W. Guthrie St.
Medford, OK

District 6

Thursday, February 15 at 6:30 p.m.
Billings Community Center
200 W. Main St.
Billings, OK



KEC's nine board districts


District meetings are coming to town

Districts 4, 5 and 6 to hold meetings in February

If you live in Kay Electric District 4, 5, or 6, it's almost time for your district meeting. Kay Electric holds a meeting for each district every three years to allow members an opportunity to nominate candidates for the board of trustees.

The following individuals currently represent these districts: Max Hohmann, District 4; Mike Lebeda, District 5; and Brady Hostetler, District 6. District meetings are scheduled on the dates shown to the left. If you live in one of these districts, you will receive an official meeting notice in the mail.

District meetings offer members the opportunity to visit with Kay Electric trustees and staff in a relaxed setting where questions are always welcome. Members who attend also come away with a better understanding of Kay Electric's priorities for the coming year, and learn about the issues that could affect their electric cooperative.

If you're interested in running for trustee, please call us at 800-535-1079 to learn about the procedures for nominations and elections. They are also listed in the Kay Electric bylaws, Section 4.02. 



**Kay Electric Cooperative's drive-thru
Annual Meeting is set for April 12, 2024.**



OUR MISSION

Founded in 1937, Kay Electric Cooperative remains focused on our primary mission: to provide safe, affordable and reliable power for our member-owners. Today, our service territory includes 2,263 miles of line and more than 5,900 meters located in Kay, Grant, Noble, Osage and Garfield counties.

CONTACT US

Monday to Friday, 8 a.m. to 5 p.m.
580-363-1260 | 800-535-1079
300 W. Doolin Ave. | PO Box 607
Blackwell, OK 74631
www.kayelectric.coop

REPORT AN OUTAGE

Call 800-535-1079 or use Kay Electric's SmartHub at www.kayelectric.coop or download the SmartHub app for smartphone or tablet.

BOARD OF DIRECTORS

Max Hohmann, President | Dist. 4
Verl Brorsen, Vice President | Dist. 9
Ron Shoffner, Secretary/Treasurer | Dist. 3
Jake Olsen | Dist. 1
Chad Otto | Dist. 2
Mike Lebeda | Dist. 5
Brady Hostetler | Dist. 6
Bart Cardwell | Dist. 7
Dr. Tim Blanton | Dist. 8

Jason Boesch | General Manager/CEO

EASY WAYS TO PAY YOUR BILL

- Pay online using SmartHub at www.kayelectric.coop or download the SmartHub app for smartphone or tablet.
- Pay over the phone: 800-535-1079.
- Pay in person at Kay Electric or use our 24-hour payment drop box located at 300 W. Doolin Ave. in Blackwell.
- Pay via automatic draft of your checking or savings account or major credit card. Sign up for auto-pay online at www.kayelectric.coop.

WINTER SAFETY


Are you prepared for winter?

Follow these safety tips from safeelectricity.org

As winter sets in, it is important to prepare for the dangers of low temperatures, snow and ice. Kay Electric has the following reminders to help you prepare for winter weather:

✓ Be aware of the various weather advisories that are issued during winter, such as frost and freeze warnings, ice storm and heavy snow warnings, as well as winter storm watches and warnings. Know what they mean to ensure your family is prepared for the weather that follows.

- ✓ Prepare a three-day emergency kit.
- ✓ Make sure your heating system is working before cold arrives. Call a professional for an inspection.
- ✓ Update insulation and apply caulk and weather stripping around doors and windows. You will save money by keeping warm air in your house.

We hope safety for you and your loved ones is a top priority; weather preparedness is a good start to that effort! 

EMBRACE WINTER WARMTH STAY SAFE AND COZY

As temperatures drop, watch out for hidden fire hazards at home. Whether you're heating up with a furnace, space heater, fireplace or electric blanket, follow these tips to keep your home safe.



Set space heater on stable surface away from flammable items.



Have your HVAC system inspected annually.



Inspect electric blankets for scorch marks or visible damage.



Clean your chimney before use and install a screen to protect kids and pets.



The power of SmartHub

KEC's free app puts account management at your fingertips

Did you know that Kay Electric has an electronic account management tool? SmartHub allows you to access your account online using a web browser or mobile device. Best of all, it's free!


SmartHub offers KEC members a user-friendly way to view and pay your bill online. You can make a one-time payment, or you can set up recurring automatic payments.

With SmartHub, monitoring your account is easy. You can track your energy usage, compare historic usage, view previous bills and payments. Need to report a service outage? It's quick and easy with SmartHub!

You can also manage the types of notifications you receive about your account. Activate an alert when your bill is ready. Never miss a payment with payment-due notifications.

With SmartHub, you can easily manage your contact information. Set up your preferred contact methods, including email and/or text. Then, specify which contact methods should be used for which notifications.

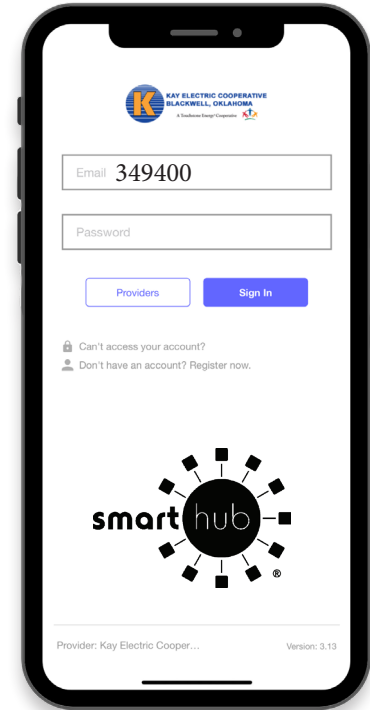
The first step to using SmartHub is to identify the appropriate app. For desktop devices, access the SmartHub web app through our Kay Electric website (scan the QR code below); or download the app from your mobile device's app store.

Next, create a login (new users) or enter your login information (existing users). Finally, browse around to see all SmartHub has to offer! Questions? Contact a Kay Electric member service representative at 580-363-1260. 

Scan here to get started with SmartHub.



LOCAL HIGHLIGHTS



Apply by Jan. 12

STUDENT CONTESTS

If you're an eighth-grader or high school junior, you still have time to apply for Kay Electric's 2024 student contests!

To apply, scan below or visit www.kayelectric.coop/youth.



All student applicants will be entered to win a \$100 gift card!

Power outage? No problem!

Safe. Reliable. Easy. A permanently installed Generac home backup generator protects your home automatically, delivering power directly to your home's electrical system when it senses a power outage. Kay Electric offers Generac whole home automatic standby generators. We can cover the entire install process. A variety of generator sizes are available. For more information, call us at 580-363-1260.



GOOD COOKIN'

Slow Cooker Chicken Chili

Ingredients

- 1 teaspoon salt
- 1 teaspoon black pepper
- 1 teaspoon cumin
- 1 teaspoon chili powder
- 1 teaspoon garlic powder
- ½ teaspoon cayenne pepper
- 1 pound boneless, skinless chicken breast
- 2 cans white northern beans, drained
- 15-ounce can whole kernel corn, drained
- 1 medium white onion, diced
- 10-ounce can Rotel
- 32 ounces chicken broth
- 8 ounces cream cheese
- ¼ cup half and half or heavy cream

Instructions

In a small bowl combine all seasonings. Place chicken breasts into the bottom of slow cooker. Sprinkle seasoning mixture over chicken. Add the beans, corn, onion, Rotel and chicken broth. Cover and cook on low for 6-8 hours, until chicken is very tender. Remove chicken and shred with forks. Return chicken to slow cooker, along with the cream cheese and half and half or cream. Cook 15 minutes on high and serve with your favorite toppings. Toppings suggestions: Cheese, avocado, fresh cilantro, sour cream, salsa and tortilla chips.



white chicken chili



ENERGY EFFICIENCY TIP OF THE MONTH

During winter months, ensure your home is well sealed and properly insulated to reduce the need for excessive heating. Seal air leaks around your home and add insulation where needed to save up to 10% on annual energy bills. Install weather stripping on exterior doors and apply caulk around windows. Check attic insulation levels and hire a qualified contractor if additional insulation is needed.

- Source: energystar.gov

\$25 is hiding in this issue!

If you spot your account number hidden in these pages, please contact Kay Electric to claim a \$25 credit on your electric bill. If no account numbers are claimed, the prize money will carry over to the next month for a maximum bill credit of \$50. Call 800-535-1079 or email contact@kayelectric.coop to claim your prize.

FOLLOW US!



for community highlights, contests, outage restoration updates and more

Pay your bill, report outages, view your usage, all via SmartHub. Access SmartHub through www.kayelectric.coop or download the smart-phone or tablet app.

